

A large version of the SAHAJ logo is positioned in the top left corner. The word "SAHAJ" is written in a bold, red, sans-serif font with a registered trademark symbol (®) to its upper right. The background of this section is a yellow-to-orange gradient with a subtle grid pattern.

# UPPCL BILL COLLECTION



**Gone are the days when you had to stand in long queues for paying your electricity bill**

**Sahaj now join hands with Uttar Pradesh Power Corporation Limited to provide easy electricity bill payment for our Urban consumers through our wide Sahaj Mitr network**

**This service also enables our SM to accept payments from numerous urban consumers and enjoy minimum Rs. 9 upfront commission**

# UPPCL Bill Collection Process on SM Portal **SAHAJ**



Empowering Entrepreneurship  
**Contributing in economic growth**

**SAHAJ**

SAHAJ CORPORATE

REGISTRATION  English 

Login

 9945011100000001

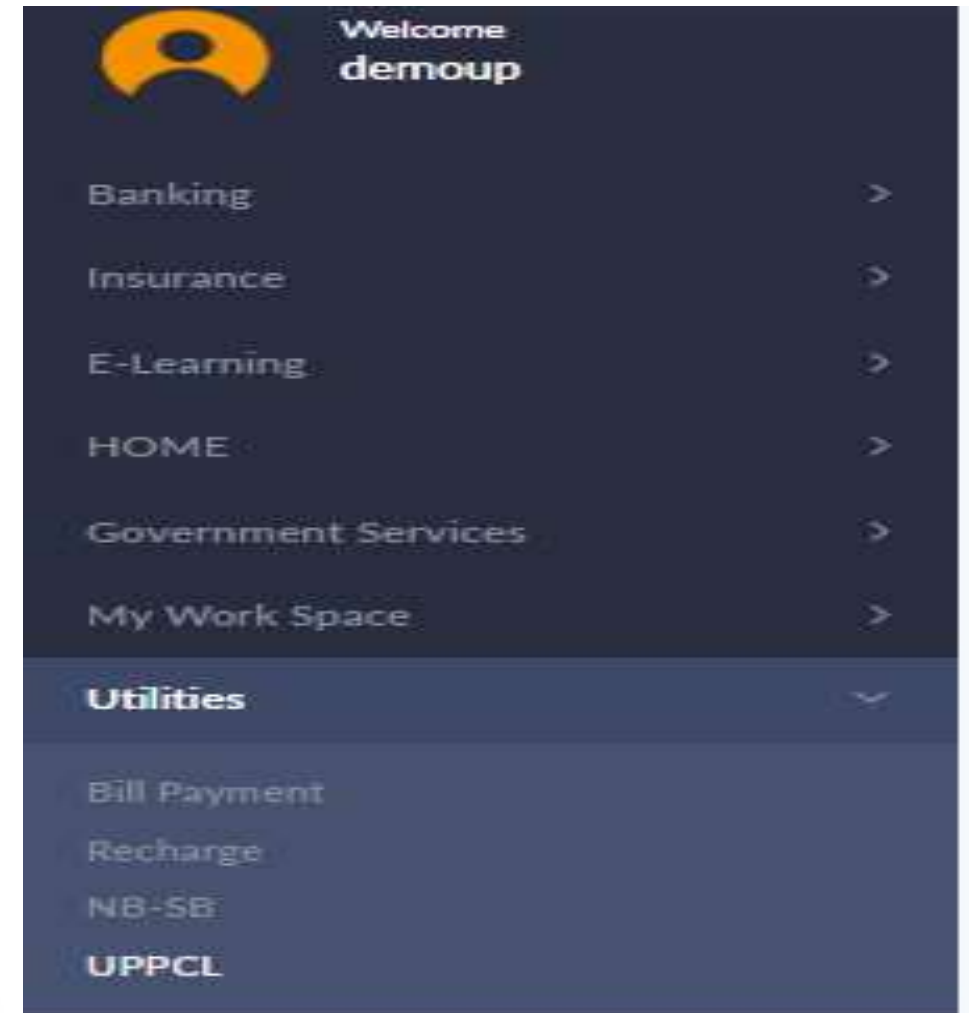
 .....

[Forgot Password ?](#)

Login

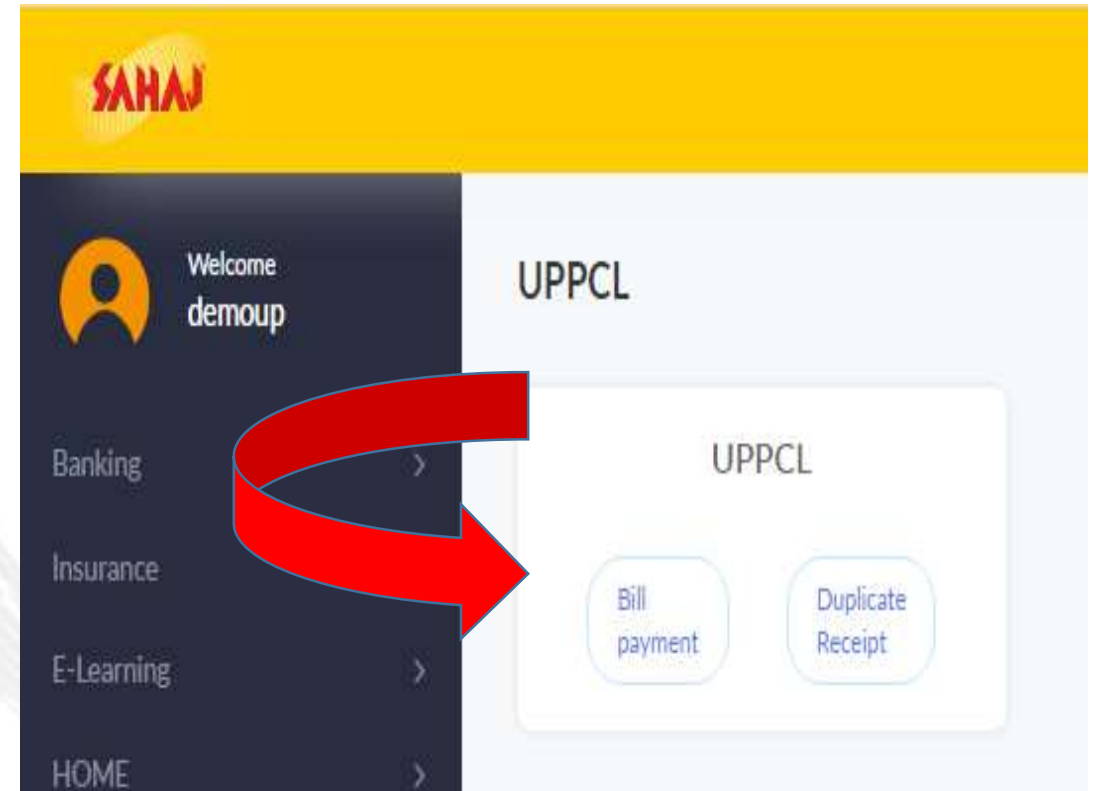
# Bill Payment Process - SM Portal SAHAJ

**The VLE / SM will  
login in into the Portal**





# Navigate to Utilities - UPPCL > Bill Payment SAHAJ



# Bill payment interface on SM portal

SAHAJ

**Bill Details**  
Consumer Number:  
4320000000  

Get Bill

Select Area  
RAPDRP(URBAN)

**Consumer Details**  
Consumer Name  
Discom:  
Outstanding Bill  
Due Date  
Pay Amount  

Next

Mobile Number(Consumer):  
Mobile Number(Depositor) \*  
Division:  
Bill Date  
Status  
Bill Number

# Mobile Nbo of the consumer is mandatory

- ❑ It is mandatory to insert mobile No.
- ❑ Mobile no field in the form is an editable field.
- ❑ Mobile no should contain 10 digit.
- ❑ Without inserting mobile no system will allow to complete Bill Payment.

The screenshot displays the SAHAJ web portal interface. At the top, there's a navigation bar with the SAHAJ logo and a language dropdown set to 'English'. Below this, a red banner displays the message 'Consumer Mobile No is mandatory'. The main content area shows a form for bill payment. The 'Consumer Number' field is populated with '4320000000'. A red 'Get Bill' button is visible. Below the button, the 'Consumer Details' section shows the following information:

Consumer Details	
Consumer Name	Mr. MR ABHISHEK KUMAR
Discom	MVVNL-Madhyanchal Vidyut Vitran Ni
Outstanding Bill	783
Due Date	26-02-2020
Pay Amount	783

Additional details on the right side of the form include:

- Mobile Number(Consumer): 9451878774
- Mobile Number(Depositor): \*
- Division: Vrindavan
- Bill Date: 19-02-2020
- Status: Pending
- Bill Number: 432007908288

A red 'Next' button is located at the bottom of the form. A yellow callout bubble with a red border points to the 'Mobile Number(Depositor)' field, containing the text 'Mobile No to be inserted'. The footer of the page includes 'Copyright © 2019 Sahaj. All rights reserved.' and links for 'Sahaj Corporate', 'Downloads', and 'Contact Us'. The Windows taskbar at the bottom shows various application icons and the system clock indicating 12:56 on 28-02-2020.

# Retrieving the Bill after inserting Consumer No SAHAJ

- ❑ SM will provide Consumer number and click
- ❑ on **“Get Bill”**
- ❑ SAHAJ Portal will communicate to UPPCL Portal to get the bill details
- ❑ SM has to insert 10 digit Mobile no of the consumer. This is editable field
- ❑ SM will click on **“Next”**
- ❑ SKASH page will be opened. PIN to be inserted.
- ❑ SKASH will be deducted by the value mentioned against
- ❑ Amount
- ❑ SAHAJ Portal will post the Payment to UPPCL Portal
- ❑ If it is successful SAHAJ Portal will fetch the Money Receipt no from UPPCL Portal
- ❑ Reduce the wallet balance by the SKASH deducted amount

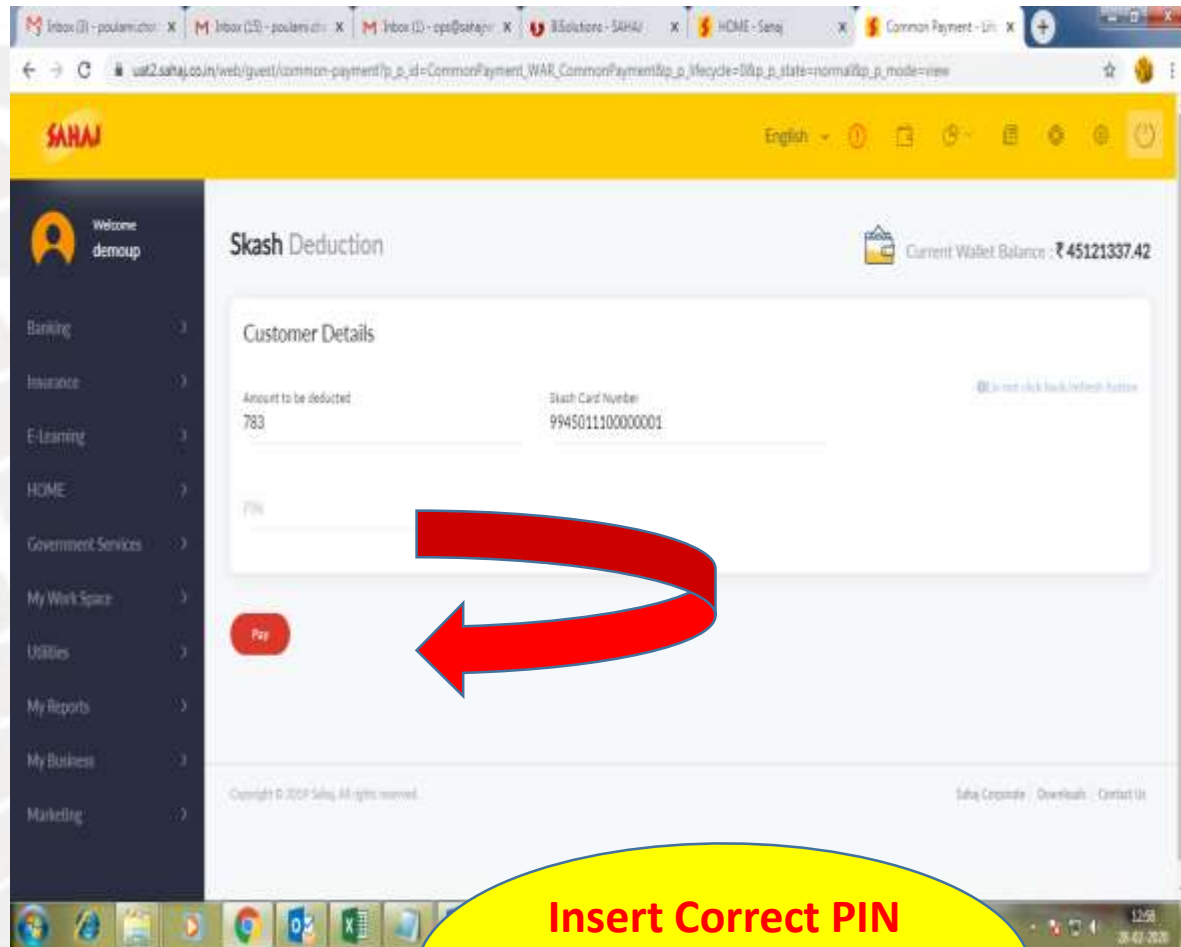
The screenshot displays the SAHAJ portal interface. At the top, there's a 'Bill Details' section with a 'Consumer Number' field containing '4320000000' and a 'Select Area' dropdown menu set to 'RAPIDR(URBAN)'. Below this is a red 'Get Bill' button. The 'Consumer Details' section follows, showing 'Consumer Name' as 'Mr. MR ABHISHEK KUMAR', 'Mobile Number(Consumer)' as '9451878774', and 'Mobile Number(Depositor)' as an empty field. The 'Discom' is 'MVVNL Madhyanchal Vidyut Vitran Ni Division' and 'Vindavan'. The 'Outstanding Bill' is '783' and 'Bill Date' is '19-02-2020'. The 'Due Date' is '26-02-2020' and 'Status' is 'Pending'. The 'Pay Amount' is '783' and 'Bill Number' is '432007908288'. At the bottom, there is a red 'Next' button with a large red arrow pointing to it from the right.

Bill Details	
Consumer Number	4320000000
Select Area	RAPIDR(URBAN)
<b>Get Bill</b>	

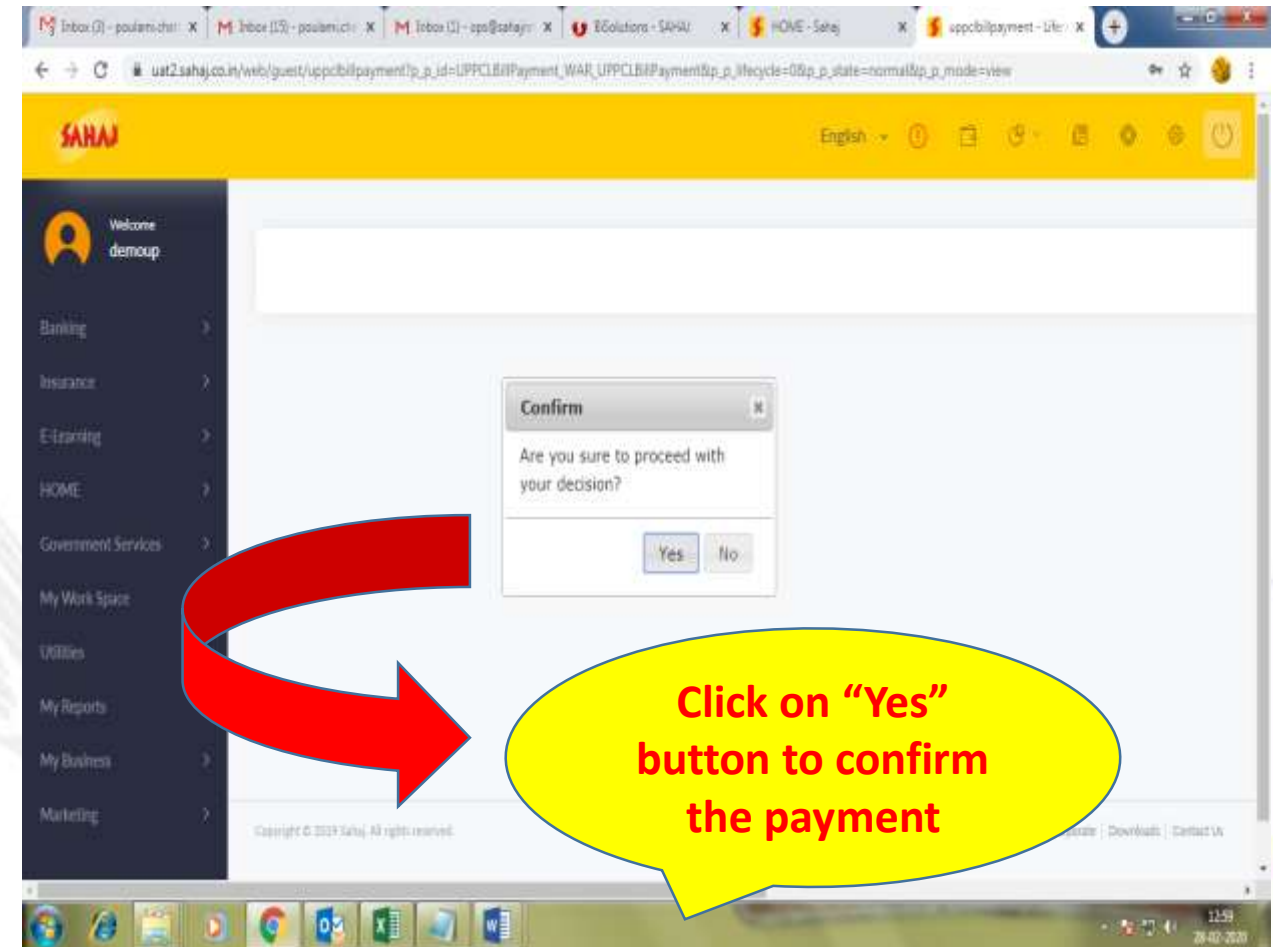
Consumer Details	
Consumer Name	Mr. MR ABHISHEK KUMAR
Mobile Number(Consumer)	9451878774
Mobile Number(Depositor)	
Discom	MVVNL Madhyanchal Vidyut Vitran Ni Division
Vindavan	
Outstanding Bill	783
Bill Date	19-02-2020
Due Date	26-02-2020
Status	Pending
Pay Amount	783
Bill Number	432007908288
<b>Next</b>	



# Skash Page & Inserting correct PIN SAHAJ



**Insert Correct PIN  
and Click on "Pay"  
Button**





**Click on "Yes"  
button to confirm  
the payment**

# Money Receipt Format

SAHAJ

Name of the Power Distribution will be displayed

		MVVNL-Madhyanchal Vidyut Vitran Nigam Limited		Date: 28/02/2020 12:59:48
		Gokhale Marg, Lucknow, Uttar Pradesh		
		[Vrindavan(DIV312673)]		
		Payment Receipt		
Receipt Number:	3711189773	Area:	RAPDRP(URBAN)	
Account Number:	4320000000	Payment Date:	28/02/2020 12:59:48	
Consumer Name:	Mr. MR ABHISHEK KUMAR	Agency Transaction ID:	264701490	
Mobile Number:	9451878774	Payment Mode:	Cash	
Bill Number:	432007908288	Bill Date:	19-02-2020	
Total Payble Amount:	783	Payment Status:	SUCCESS	
Amount Paid:	783	Amount Paid (in Words):	SEVEN HUNDRED EIGHTY THREE	
Payment Taken By:	demoup testingteam(9945011100000001)			
Receipt Printed By:	demoup testingteam(9945011100000001)			

Note:

1. This is computer generated receipt, no signature required.
2. Payment will get update in account in next 24 hours in case of Pending Status.

Print

Upon Successful Bill Payment Money Receipt will be generated

Money Receipt will contain Bill No

VLE Ledger can be generated upon selecting Transaction Data range

# VLE Ledger

SAHAJ

VLE upfront commission can be seen

SAHAJ

English

Welcome demoup

Banking

Insurance

E-Learning

HOME

Government Services

VLE Ledger Report

From Date  
28-02-2020

To Date  
28-02-2020

VLE ID  
9945011100000001

Company Name  
NON-GOVT

What's Hot

E-Governance

HOME

Government Services

My Work Space

Utilities

My Reports

My Business

working

SahaJ Mtr ID: 9945011100000001  
SahaJ Infr Name: demoup@saajam  
Transaction Date From (DD/MM/YYYY): 28-02-2020

Customer Code: 2000079  
Transaction: 85478461-VT  
Transaction Date To (DD/MM/YYYY): 28-02-2020

Current Cash Balance: 45120509.42  
Opening Balance (Rs): 61424.71  
Closing Balance: 45120509.42

Show 2 entries

Search:

CSV PDF

Transaction Date	Transaction Time	Trn ID	Service Description/Service ID	Transaction Remarks	Debit Amount (INR)	Credit Amount (INR)	Balance
28-02-2020	12:59:56	264701690	LRPCL - 338	LRPCL - Transaction GST : Rs.0.00	783.0	0.00	45120509.4200
28-02-2020	12:59:59	264701692	-	Payment Rs.22.5 for VPPGL against InvId 254701490	0.0	9.00	45120509.4200

Showing 1 to 2 of 2 entries

Previous 1 Next

# UPPCL Bill Collection Process on SM Portal -Important Points



- ☐ CA no. is Consumer id which is a 10 digit no.
- ☐ SMs will receive minimum Rs. 9 on Bill Amount
- ☐ 10 digit Mobile no of Consumer is mandatory to insert.
- ☐ SMs will do all the Skash transaction via Sahaj Retail wallet for doing UPPCL bill payment (**Non Govt. wallet**)
- ☐ SMs can check accounts detail in ledger report
- ☐ SMs will receive upfront commission upon successful transactions
- ☐ SMs are allowed to take bills only for **Urban** Consumers





**Keep Delivering**  
**Keep Delighting**